

From Car Cards to OperationsPro™

The Transition

v8.12 - 2023-08-04

About This Presentation

This is an Overview - Not a Tutorial.

Advice for your exploration -

OpsPro is complex. Don't expect perfection on the first try.

A lot of what you have heard may be wrong or a misconception.

OpsPro documentation is for reference, not a tutorial. View the videos and other resources.

Take advantage of support on "jmriusers" at Groups.IO

Start simple, Get something basic working, make changes, repeat until you're happy.

Resources

Read the info at JMRI.ORG - Operations Pro. Don't worry if you're confused. It's reference material, not a tutorial. You will return to this many times.

<<https://youtu.be/RBF0V6DEu98>> Watch *Introduction to JMRI Ops for a Small Layout* by Robert J. Thomas - 55 minutes

Watch Steve Todd's presentation on YouTube *JMRI Operations with No Paper* - One of the best, basic, getting started videos I have seen. <<https://youtu.be/krhyvrhrxv4>> 47 minutes

David H has several very good OpsPro Tutorials on his YouTube Channel. <https://www.youtube.com/@dhtrainz4798> 90+ minutes

Read David Haynes' "worked example". Examples of car movements and build reports.

<<https://rcairgallery.com/stuff/Using-JMRI-Operations-A-Worked-Example.pdf>>

Read Brian Clark's article "Using JMRI Operations" in the October 2020 Dispatcher's office. Yes, you'll need to be an OpSig member. If you're not, go to <[Opsig.org](https://www.opsig.org)> and join. It's only \$10/year for the electronic membership and you'll have access to the entire library of the Dispatcher's office. If \$10 is too much, you should switch to collecting bottle caps.

Links to the August 30, 2020 video and PDF describing my operations on my switching layout can be found on the OpSig.org "past meetups" page. <<https://www.opsig.org/Virtual/2020>>

Hardware and Software

NCE command station with 1 ProCab

Raspberry Pi 4 for JMRI

3 PSX circuit breakers

2 ProtoThrottles

4 Amazon Fire Tablets for control panels and manifests

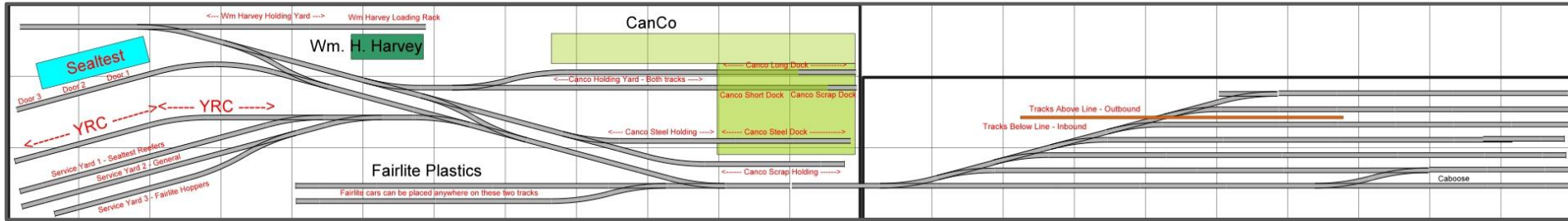
1 small convenience PC for remote access to JMRI

Based on Union Pacific “Seymour” - 72nd & F

Geography and Sizes modified to fit a shelf.

Industries “inspired” by prototype.

Slowly changing to “Seemore.”



The Physical Switching Layout - 2012 + 2019

Original intent - Ops with grandkids

Learn about DCC, JMRI, and other newer techniques

Current intent: More of the same

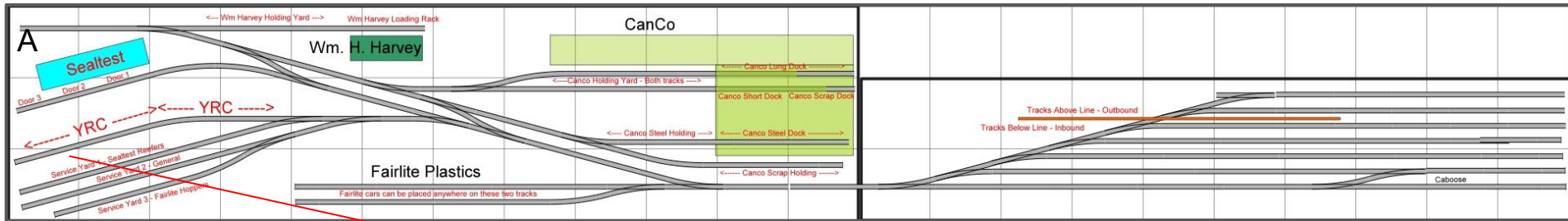


Story for another day

12" x 15' extension added - 2023



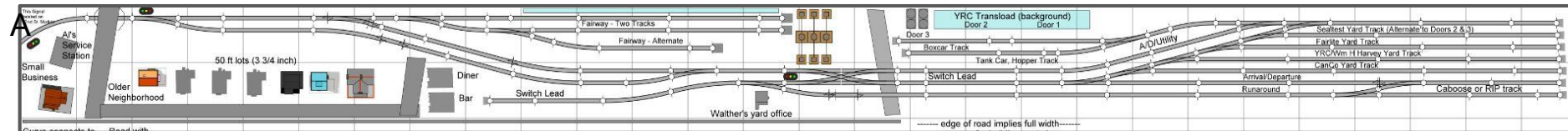
Fairlite and YRC Transload Move



1.5'x 6'

1'x 5'

Two Industries move to new addition



1'x 15'

Staged trains move from drawers to layout

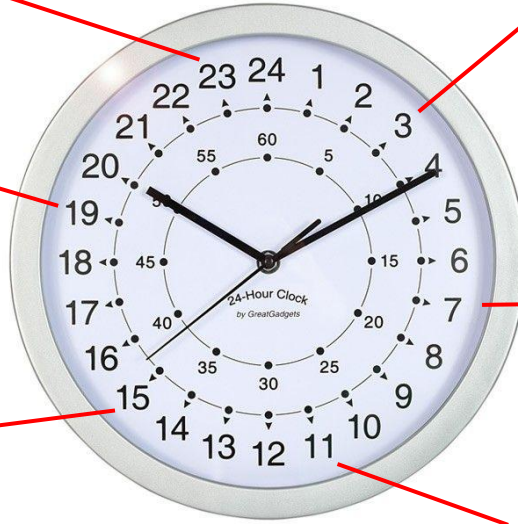
One hour Op Session = 4 “Fast” Hours



11pm-3am

3am-7am

7pm-11pm




7am-11am

3pm-7pm

11am-3pm

- 6 op sessions make one 24 hour day
- Time is displayed on ProtoThrottles & Tablets
- JMRI fast clock drives all displays



Lesson #1 - It's all in your head

Car Cards - *only define cars, loads and destinations*

All other processes are defined in your own paperwork, or are in your head.

OpsPro - *Much more must be pre-defined.*

Trains, Routes, Locations, Tracks, Cars, etc.

This requires more work up front, but can mean less between session staging, setup, and maintenance.

Car cards vs OpsPro - restaging the layout

Car Cards -

- Walk the layout

- Flip Waybills

- Hunt for missing Cars and Cards

“Self Healing” - only when both car and card are misplaced together

Trains -

- Find your instructions, relocate trains and rolling stock to their next “start” spot.

OpsPro -

- Build/Print the manifests.

Trains -

- Run trains to new starting locations.

Car out of place -

- Ops Pro list has correct location

Missing Car -

- Hunt for the missing car or

- Add “missing car” bulletin to manifests.

How did my layout work with Car Cards?

You have to start somewhere - here's a bit of context

This will be quick - more info at

[Opsig.org > Past Meetups > August 30, 2020](#)

Car Cards and SpreadSheet



Spreadsheet determines number of Car Cards to pull from storage for the op session

New number generated on each refresh

Car Type	Mon 7AM	Tue 7AM	Wed 7AM	Thu 7AM	Fri 7AM	Sat 7AM	Sun 7AM	Rule
Number of MT boxcars for CanCo	3	3	4	2	2	4	3	Random Selection of 2-4, excess over three? move to night shift
Number of Steel Cars for CanCo	3	4	4	4	2	4	4	Random selection of 2-4, excess over 3 goes to night shift
Total	6	7	8	6	4	8	7	excess over 12 move to night shift
Several columns are calculated, just change an empty cell to force a recalculation								
Car Type	Mon 3PM	Tue 3PM	Wed 3PM	Thu 3PM	Fri 3PM	Sat 3PM	Sun 3PM	Rule
Number of MT reefers for Sealtest	4	2	5	5	3	5	1	Random selection of 1-5, excess over 3 goes to night shift
								Random Selection

Partial page image

Overview of Car Card flow

Car cards are pulled for three trains...

Cars are selected from storage drawers...

...and placed in 3 staging Drawers



3 trains are staged and ready

One train at a time moves to the yard

Local switcher works the yard and industries

When complete, cycle is reversed



How did this change with OpsPro?

OpsPro takes care of the mechanics
freeing the operator to think about trains, not cards

Overview of Car flow with Addition

Manifests are generated for up to 3 trains...

Cars are selected from storage drawers...

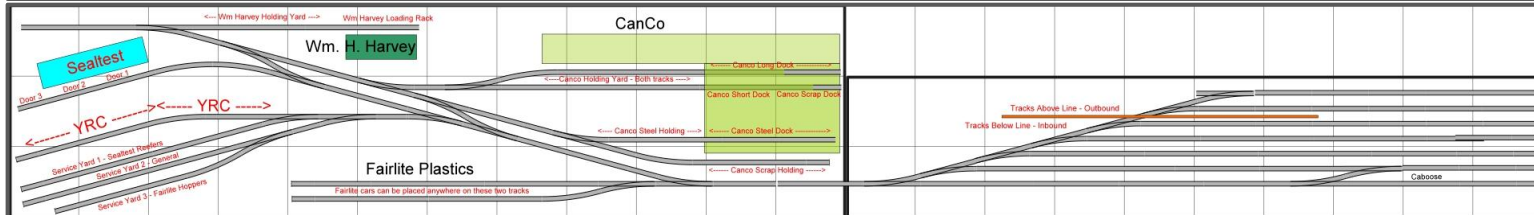
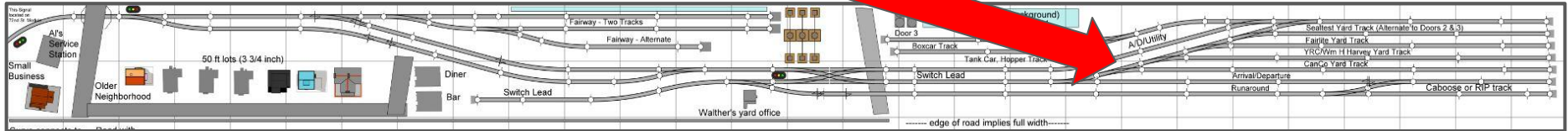
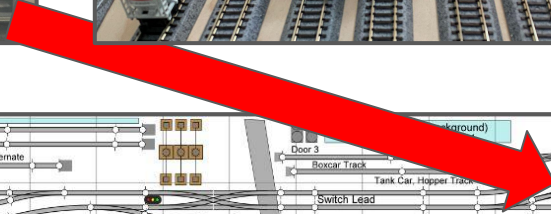
...and placed on new staging yard tracks



Up to 3 trains are staged and ready

Local trains and switcher work the yard and industries

When complete, cycle is reversed



OpsPro doesn't need a connection to the layout.

Duplicate version of my physical layout built in Trainz Simulator.

All development was done in the simulator before I changed anything on the physical layout.

David H has very good OpsPro Tutorials on his YouTube Channel.

<https://www.youtube.com/@dhtrainz4798>



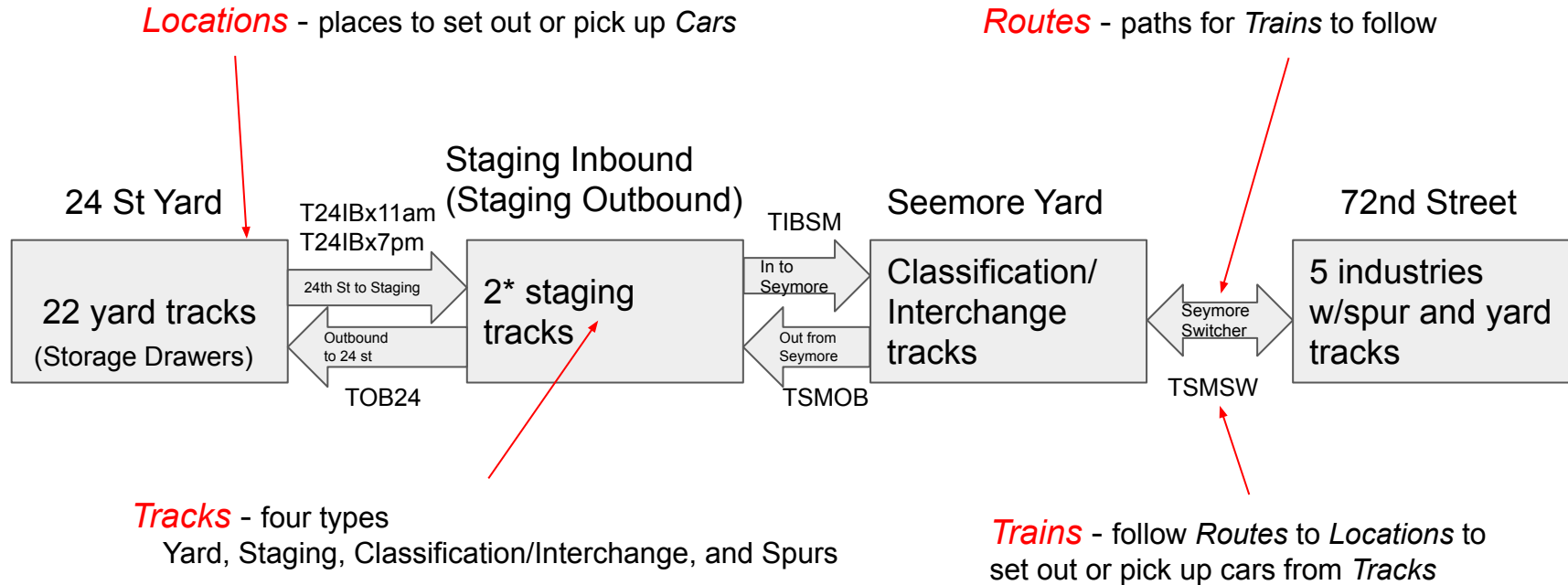
OpsPro Overview

Extremely Brief, Lots of Details Skipped

Dan Boudreau Wrote the Program.

You're just filling out a lot of forms.

OpsPro Terminology - just for background



OpsPro Terminology - Location

Cars allowed at this location



Tracks at this location



Tools Window Help

Name This location is serviced by trains traveling

North
 South
 East
 West

Division

Select the rolling stock serviced by this location

<input checked="" type="checkbox"/> AutoRack	<input checked="" type="checkbox"/> Boxcar-40HiCube	<input checked="" type="checkbox"/> Boxcar-CanForkLift	<input checked="" type="checkbox"/> Boxcar-CanManual	<input checked="" type="checkbox"/> Boxcar-Food	<input checked="" type="checkbox"/> Boxcar-Fruit	<input checked="" type="checkbox"/> Boxcar-PkgMtl	<input checked="" type="checkbox"/> Boxcar-Std	<input checked="" type="checkbox"/> Boxcar-StdNW
<input type="checkbox"/> Caboose	<input checked="" type="checkbox"/> CoilCanstock	<input checked="" type="checkbox"/> CoilCovGon	<input checked="" type="checkbox"/> CoilHood	<input checked="" type="checkbox"/> CoilOpenGon	<input checked="" type="checkbox"/> CovHop2Bay	<input checked="" type="checkbox"/> CovHopAirSld	<input checked="" type="checkbox"/> CovHopCarbon	<input checked="" type="checkbox"/> CovHopChem
<input checked="" type="checkbox"/> CovHopCornPr	<input checked="" type="checkbox"/> CovHopFood	<input checked="" type="checkbox"/> CovHopMalt	<input checked="" type="checkbox"/> CovHopNrChm	<input checked="" type="checkbox"/> CovHopPlstc	<input checked="" type="checkbox"/> CovHopSalt	<input checked="" type="checkbox"/> CovHopSugar	<input checked="" type="checkbox"/> FlatBulkHead	<input checked="" type="checkbox"/> FlatCtrBeam
<input checked="" type="checkbox"/> FlatDprCtr	<input checked="" type="checkbox"/> FlatStd	<input checked="" type="checkbox"/> GonScrap	<input checked="" type="checkbox"/> GonStd	<input checked="" type="checkbox"/> HopBigRed	<input checked="" type="checkbox"/> InterModWell	<input checked="" type="checkbox"/> ReeferDairy	<input checked="" type="checkbox"/> ReeferFruit	<input checked="" type="checkbox"/> ReeferProd
<input checked="" type="checkbox"/> TankADM	<input checked="" type="checkbox"/> TankChem	<input checked="" type="checkbox"/> TankCornSyrp	<input checked="" type="checkbox"/> TankFood	<input checked="" type="checkbox"/> TankFuel	<input checked="" type="checkbox"/> TankHotSauce	<input checked="" type="checkbox"/> TankKodak	<input checked="" type="checkbox"/> TankLPG	<input checked="" type="checkbox"/> TankOmay
<input checked="" type="checkbox"/> TankSoy	<input checked="" type="checkbox"/> TankSugar	<input checked="" type="checkbox"/> TankVegOil		<input type="checkbox"/> Electric	<input type="checkbox"/> Engine	<input type="checkbox"/> Diesel	<input type="checkbox"/> Gas Turbine	<input type="checkbox"/> Steam

Tracks at this location

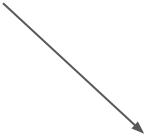
Spurs
 Yards
 Classification/Interchange
 Staging only

Spur Name	Length	Used	Reserved	Moves	Cars	Locos	Pick ups	Set outs	Schedule	Load	Restrictions	Hold	Pool	Alternate Track	Order	Edit
Arbor Systems at YRC		0	0	0	2	0	0	0	Arbor NaOH		SO 1 PU 1	<input checked="" type="checkbox"/>	YRC Transload	Service Yard 2	Normal	<input type="button" value="Edit"/>
Auto Distributio at YRC		0	0	0	0	0	0	0	AutoRacks		SO 1 PU 1	<input checked="" type="checkbox"/>	YRC Transload	Service Yard 2	Normal	<input type="button" value="Edit"/>
Bakery Whse at YRC		0	0	0	55	0	0	0	Bakery Supplies		SO 1 PU 1	<input checked="" type="checkbox"/>	YRC Transload	Service Yard 2	Normal	<input type="button" value="Edit"/>
Brake And Cyl at YRC		0	0	0	12	0	0	0	Carbon Load		SO 1 PU 1	<input checked="" type="checkbox"/>	YRC Transload	Service Yard 2	Normal	<input type="button" value="Edit"/>
CanCo Long Dock	140	133	0	146	2	0	0	0	Clean to Can	A 2	SO 3 PU 3	<input checked="" type="checkbox"/>		CanCo Holdi...	Normal	<input type="button" value="Edit"/>
CanCo Scrap Dock	74	57	0	49	1	0	0	0	Scrap Metal	A 1	SO 3 PU 3	<input checked="" type="checkbox"/>		CanCo Scrap...	Normal	<input type="button" value="Edit"/>
CanCo Short Dock	70	0	0	70	0	0	0	0	Pkg and Can	A 5	SO 3 PU 3	<input checked="" type="checkbox"/>		CanCo Holdi...	Normal	<input type="button" value="Edit"/>
Canco Steel Dock	120	0	0	232	0	0	0	0	Steel Schedule	A 4	SO 3 PU 3	<input checked="" type="checkbox"/>		CanCo Steel ...	Normal	<input type="button" value="Edit"/>
Chicago Lumber at YRC		0	0	0	17	0	0	0	Lumber Flats		SO 1 PU 1	<input checked="" type="checkbox"/>	YRC Transload	Service Yard 2	Normal	<input type="button" value="Edit"/>
Chicago Lumber at YRC		0	0	0	0	0	0	0	...		SO 1 PU 1	<input checked="" type="checkbox"/>	YRC Transload	Service Yard 2	Normal	<input type="button" value="Edit"/>

Comment

OpsPro Terminology - Tracks

Cars allowed on this track



Road and load restrictions



Train Restrictions



Optional Schedule



OpsPro Terminology - Routes

ID	Location	Train Dire...	Moves	Random	Pick u...	Set ou...	Wait	Max Le...	Grade	X	Y	Comm...	Up	Down	Delete
8r1	72nd Street	East	20	Off	yes	yes	0	700	0.0	0	0	Add	Up	D...	Del...
8r2	Seymore Yard	East	20	Off	yes	yes	0	700	0.0	0	0	Add	Up	D...	Del...
8r3	Seymore Yard	West	20	Off	yes	yes	0	700	0.0	0	0	Add	Up	D...	Del...
8r4	72nd Street	West	20	Off	yes	yes	0	700	0.0	0	0	Add	Up	D...	Del...

A train following this route will:

1. Service 72nd Street Industries
2. Move to Seemore Yard - drop off empties
3. - pick up new loads for 72nd St
4. Move to 72nd Street, deliver new loads

OpsPro Terminology - Trains

Start time,
route and
industries to
serve

Cars allowed
on this train

Edit Train

Tools Window Help

Name: SCC0700 Can Job Description: Services Long, Short and Scrap Docks

Departure Time (hh:mm): 07:00 Route: Reverse Switcher [Edit]

This train services the following locations

- 72nd Street
- Seymore Yard
- Seymore Yard
- 72nd Street

Select car types serviced by this train

<input type="checkbox"/> AutoRack	<input type="checkbox"/> Boxcar-40HiCube	<input checked="" type="checkbox"/> Boxcar-CanForkLift	<input checked="" type="checkbox"/> Boxcar-CanManual	<input type="checkbox"/> Boxcar-Food	<input type="checkbox"/> Boxcar-Fruit	<input checked="" type="checkbox"/> Boxcar-PkgMtl	<input type="checkbox"/> Boxcar-Std
<input type="checkbox"/> Boxcar-StdNW	<input type="checkbox"/> Caboose	<input checked="" type="checkbox"/> CoilCanstock	<input checked="" type="checkbox"/> CoilCovGon	<input checked="" type="checkbox"/> CoilHood	<input checked="" type="checkbox"/> CoilOpenGon	<input type="checkbox"/> CovHop2Bay	<input type="checkbox"/> CovHopAirStd
<input type="checkbox"/> CovHopCarbon	<input type="checkbox"/> CovHopChem	<input type="checkbox"/> CovHopCornPr	<input type="checkbox"/> CovHopFood	<input type="checkbox"/> CovHopMalt	<input type="checkbox"/> CovHopNrChm	<input type="checkbox"/> CovHopPlstc	<input type="checkbox"/> CovHopSalt
<input type="checkbox"/> CovHopSugar	<input type="checkbox"/> FlatBulkHead	<input type="checkbox"/> FlatCtrBeam	<input type="checkbox"/> FlatDprCtr	<input type="checkbox"/> FlatStd	<input checked="" type="checkbox"/> GonScrap	<input type="checkbox"/> GonStd	<input type="checkbox"/> HopBigRed
<input type="checkbox"/> InterModWell	<input type="checkbox"/> ReeferDairy	<input type="checkbox"/> ReeferFruit	<input type="checkbox"/> ReeferProd	<input type="checkbox"/> TankADM	<input type="checkbox"/> TankChem	<input type="checkbox"/> TankCornSyrp	<input type="checkbox"/> TankFood
<input checked="" type="checkbox"/> TankFuel	<input type="checkbox"/> TankHotSauce	<input type="checkbox"/> TankKodak	<input type="checkbox"/> TankLPG	<input type="checkbox"/> TankOmay	<input type="checkbox"/> TankSoy	<input type="checkbox"/> TankSugar	<input type="checkbox"/> TankVegOil

[Clear all] [Select All]

Select locomotive types serviced by this train

<input type="checkbox"/> Electric	<input type="checkbox"/> Engine	<input type="checkbox"/> Diesel	<input type="checkbox"/> Gas Turbine	<input type="checkbox"/> Steam	<input type="checkbox"/> Steam-light	<input type="checkbox"/> Steam-heavy	<input type="checkbox"/> Steam-pass
<input type="checkbox"/> Steam-mixed	<input type="checkbox"/> Switcher						

Optional locomotive requirements

Locos: 0 Model: Road: [dropdown]

Optional last car in train requirements

None FRED Caboose Road: [dropdown]

Comment: [text area]

Text Color: [dropdown: Set...]

[Delete Train] [Reset Train] [Add Train] [Save Train]

OpsPro needs to know about your cars

Nothing difficult here - the docs are pretty clear.
It's a list of your cars and their locations.

Car number must be unique.

Select	Number	Road	Type	Len	Load	Kernel	Location	Destination	Train	Moves	Set	Edit
<input type="checkbox"/>	5	W&OV	Boxcar-PkgMtl	50	E		24th St Yard (Box04)			1	Set	Edit
<input type="checkbox"/>	106	OL&B	HopBigRed	42	E	BigRed*	24th St Yard (CH01)			2	Set	Edit
<input type="checkbox"/>	116	ELTX	CovHopPlstc	57	PlstcPellets		Seymore Yard (Seymore Inbound - ...	->72nd Street (Fairlite Plastics)		8	Set	Edit
<input type="checkbox"/>	141	LSIX	TankSugar	40	E		24th St Yard (Tank02)			1	Set	Edit
<input type="checkbox"/>	144	HOCX	TankFood	32	UsedCookOil		Seymore Yard (Seymore Outbound)	->24th St Yard		6	Set	Edit
<input type="checkbox"/>	151	OL&B	HopBigRed	42	E	BigRed	24th St Yard (CH01)			2	Set	Edit

Typical Car Record

Approx. 450 Cars entered into OpsPro

Data entry 60-90 minutes/day for about a week

Optional Import from a spreadsheet

The screenshot shows the 'Edit Car' application window with the following fields and values:

- Road:** UP (dropdown), Edit button
- Road Number:** 354614 (text input), Clear button
- Type:** Boxcar-CanForkLift (dropdown), Edit button
- Options:** Passenger, Caboose, FRED, Utility, Hazardous (checkboxes)
- Length:** 68 (dropdown), Edit button
- Location and Track:** 72nd Street (dropdown), CanCo Holding Yard (dropdown), Auto (checkbox)
- Optional Weight:** Ounces: 1.3 (text input), Calculate button, Auto (checkbox); Tons: 104 (text input)
- Color:** Brown (dropdown), Edit button
- Load:** CleanMT (dropdown), Edit button
- Kernel:** (dropdown), Edit button
- Built:** (text input)
- Owner:** (dropdown), Edit button
- Comment:** (text input)
- Bottom Buttons:** Delete, Add Car, Save

A few notes on names

Characters following a “-” don’t display on a manifest or switchlist.

In general - changing the name of an item will ripple through the entire system.

Very recognizable names can be used for development, more formal names can be used later.

All Display as “Boxcar” -

Boxcar-Fruit

Boxcar-Nuts

Boxcar-Pallets

Boxcar-ForkLiftCans

Boxcar-ManualCans

Back to:

How Did This Change With OpsPro?

The New Weekly Schedule with OpsPro

Six Jobs per 24 fast hours, as before

Smaller print list “trains” that make up one Job

Yellow highlighter and magnetic arrow tracks progress.

If I operated daily, I would need to reprint the sheet about once a month.

Weekly Train Schedule	as of January 28, 2023						Weekday Jobs may be run or cancelled as needed.	Saturday Jobs only run as needed.	Sunday Jobs can be added as needed.
	Monday	Tuesday	Wednesday	Thursday	Friday	Saturday	Sunday		
7:00 AM	CanCo Shipping YCC 0600 AM Yard Job TXCC0630 AM Xfer SCC0700 Can Job	CanCo Steel YCS0600 AM Yard Job TXCS0630 AM Xfer SCC0700 Can Job	CanCo Shipping YCC 0600 AM Yard Job TXCC0630 AM Xfer SCC0700 Can Job	CanCo Steel YCS0600 AM Yard Job TXCS0630 AM Xfer SCC0700 Can Job	Canco Shipping YCC 0600 AM Yard Job TXCC0630 AM Xfer SCC0700 Can Job	CanCo Steel YCS0600 AM Yard Job TXCS0630 AM Xfer SCC0700 Can Job			
11:00 AM	AM Sweeper SWM1100 - AM Sweeper	AM Sweeper SWM1100 - AM Sweeper	AM Sweeper SWM1100 - AM Sweeper	AM Sweeper SWM1100 - AM Sweeper	AM Sweeper SWM1100 - AM Sweeper				
3:00 PM	Sealtest Reefers MST1400 ST Yard Job TXST1430 IceCreamXfer SST1500-IceCreamJob	Wm. H. Harvey YWH0600-AM Wm Harvey TXWH0630-AM Xfer WMH SWH0700-WMHHarvey Job	Sealtest Reefers MST1400 ST Yard Job TXST1430 IceCreamXfer SST1500-IceCreamJob	Wm. H. Harvey YWH0600-AM Wm Harvey TXWH0630-AM Xfer WMH SWH0700-WMHHarvey Job	Sealtest Reefers MST1400 ST Yard Job TXST1430 IceCreamXfer SST1500-IceCreamJob	Wm. H. Harvey YWH0600-AM Wm Harvey TXWH0630-AM Xfer WMH SWH0700-WMHHarvey Job			
7:00 PM	YRC Switch Only STR1500-YRC Only	YRC MTL1400 Mid YRC Only TXX1430-Mid Day Xfer STR1500-YRC Only	YRC Switch Only STR1500-YRC Only	YRC MTL1400 Mid YRC Only TXX1430-Mid Day Xfer STR1500-YRC Only	YRC Switch Only STR1500-YRC Only	YRC MTL1400 Mid YRC Only TXX1430-Mid Day Xfer STR1500-YRC Only			
11:00 PM	PM Sweeper Evening Sweeper	PM Sweeper Evening Sweeper	PM Sweeper Evening Sweeper	PM Sweeper Evening Sweeper	PM Sweeper Evening Sweeper	CanCo Scrap YCG-Canco Gons Only TXCS0630-AM Xfer SCC0700 Can Job			
3:00 AM	Mixed Freight Noon Yard Job - ST TXST1430 IceCreamXfer Evening Sweeper	Fairlite EFL2200-Eve Fairlite Only TXX2230-Eve Xfer SFL2300-Fairlite Switch	CanCo Scrap YCG-Canco Gons Only TXCS0630-AM Xfer SCC0700 Can Job	Fairlite EFL2200-Eve Fairlite Only TXX2230-Eve Xfer SFL2300-Fairlite Switch	Mixed Freight Noon Yard Job - ST TXST1430 IceCreamXfer Evening Sweeper	Fairlite EFL2200-Eve Fairlite Only TXX2230-Eve Xfer SFL2300-Fairlite Switch			
	Pickup Job Evening Pickup A Evening Pickup B	This Job runs as needed after any transfer from Staging to Seymore Moves train from Seymore Outbound to West Staging Outbound 1 Moves cars from West Staging Outbound 1 to 24th Street Yard storage drawers							
Notes:	Mixed Freight covers Canco Short dock and Sealtest doors 2 and 3								

The New Weekly Schedule with OpsPro

Six Jobs per 24 fast hours,
as before

Smaller print list “trains” that
make up one Job

Yellow highlighter and
magnetic arrow tracks
progress.

If I operated daily, I would
need to reprint the sheet
about once a month.

Weekly Train Schedule	as of January 28, 2023			Weekday Jobs may be run or cancelled as needed.		Saturday Jobs only run as needed.	Sunday Jobs can be added as needed.
	Monday	Tuesday	Wednesday	Thursday	Friday	Saturday	Sunday
7:00 AM	CanCo Shipping YCC 0600 AM Yard Job TXCC0630 AM Xfer SCC0700 Can Job	CanCo Steel YCS0600 AM Yard Job TXCS0630 AM Xfer SCC0700 Can Job	CanCo Shipping YCC 0600 AM Yard Job TXCC0630 AM Xfer SCC0700 Can Job	CanCo Steel YCS0600 AM Yard Job TXCS0630 AM Xfer SCC0700 Can Job	Canco Shipping YCC 0600 AM Yard Job TXCC0630 AM Xfer SCC0700 Can Job	CanCo Steel YCS0600 AM Yard Job TXCS0630 AM Xfer SCC0700 Can Job	
11:00 AM	AM Sweeper SWM1100 - AM Sweeper	AM Sweeper SWM1100 - AM Sweeper	AM Sweeper SWM1100 - AM Sweeper	AM Sweeper SWM1100 - AM Sweeper	AM Sweeper SWM1100 - AM Sweeper		
3:00 PM	Sealtest Reefers MST1400 ST Yard Job TXST1430 IceCreamXfer SST1500-IceCreamJob	Wm. H. Harvey YWH0600-AM Wm Harvey TXWH0630-AM Xfer WMH SWH0700-WMHHarvey Job	Sealtest Reefers MST1400 ST Yard Job TXST1430 IceCreamXfer SST1500-IceCreamJob	Wm. H. Harvey YWH0600-AM Wm Harvey TXWH0630-AM Xfer WMH SWH0700-WMHHarvey Job	Sealtest Reefers MST1400 ST Yard Job TXST1430 IceCreamXfer SST1500-IceCreamJob	Wm. H. Harvey YWH0600-AM Wm Harvey TXWH0630-AM Xfer WMH SWH0700-WMHHarvey Job	
7:00 PM	YRC Switch Only STR1500-YRC Only	YRC MTL1400 Mid YRC Only TXX1430-Mid Day Xfer STR1500-YRC Only	YRC Switch Only STR1500-YRC Only	YRC MTL1400 Mid YRC Only TXX1430-Mid Day Xfer STR1500-YRC Only	YRC Switch Only STR1500-YRC Only	YRC MTL1400 Mid YRC Only TXX1430-Mid Day Xfer STR1500-YRC Only	
11:00 PM	PM Sweeper Evening Sweeper	PM Sweeper Evening Sweeper	PM Sweeper Evening Sweeper	PM Sweeper Evening Sweeper	PM Sweeper Evening Sweeper	CanCo Scrap YCG-Canco Gons Only TXCS0630-AM Xfer SCC0700 Can Job	
3:00 AM	Mixed Freight Noon Yard Job - ST TXST1430 IceCreamXfer Evening Sweeper	Fairlite EFL2200-Eve Fairlite Only TXX2230-Eve Xfer SFL2300-Fairlite Switch	CanCo Scrap YCG-Canco Gons Only TXCS0630-AM Xfer SCC0700 Can Job	Fairlite EFL2200-Eve Fairlite Only TXX2230-Eve Xfer SFL2300-Fairlite Switch	Mixed Freight Noon Yard Job - ST TXST1430 IceCreamXfer Evening Sweeper	Fairlite EFL2200-Eve Fairlite Only TXX2230-Eve Xfer SFL2300-Fairlite Switch	
	Pickup Job Evening Pickup A Evening Pickup B	This Job runs as needed after any transfer from Staging to Seymore Moves train from Seymore Outbound to West Staging Outbound 1 Moves cars from West Staging Outbound 1 to 24th Street Yard storage drawers					
Notes:	Mixed Freight covers Canco Short dock and Sealtest doors 2 and 3						

First - detail for one job

Some jobs list 3 trains, why?

Let's look at the detail.

Weekly Train Schedule		as of January 28, 2023					Weekday Jobs may be run or cancelled as needed.	Saturday Jobs only run as needed.	Sunday Jobs can be added as needed.
	Monday	Tuesday	Wednesday	Thursday	Friday	Saturday	Sunday		
7:00 AM	CanCo Shipping YCC 0800 AM Yard Job TXCC0830 AM Xfer SCC0700 Can Job	CanCo Steel YCS0700 AM Yard Job TXCS0830 AM Xfer SCC0700 Can Job	CanCo Shipping YCC 0800 AM Yard Job TXCC0830 AM Xfer SCC0700 Can Job	CanCo Steel YCS0800 AM Yard Job TXCS0830 AM Xfer SCC0700 Can Job	Canco Shipping YCC 0800 AM Yard Job TXCC0830 AM Xfer SCC0700 Can Job	CanCo Steel YCS0800 AM Yard Job TXCS0830 AM Xfer SCC0700 Can Job			
11:00 AM	AM Sweeper SWM1100 - AM Sweeper	AM Sweeper SWM1100 - AM Sweeper	AM Sweeper SWM1100 - AM Sweeper	AM Sweeper SWM1100 - AM Sweeper	AM Sweeper SWM1100 - AM Sweeper				
3:00 PM	Sealtest Reefers MST1400 ST Yard Job TXST1430 IceCreamXfer SST1500-IceCreamJob	Wm. H. Harvey YWH0800-AM Wm Harvey TXWH0830-AM Xfer WMH SWH0700-WMHHarvey Job	Sealtest Reefers MST1400 ST Yard Job TXST1430 IceCreamXfer SST1500-IceCreamJob	Wm. H. Harvey YWH0800-AM Wm Harvey TXWH0830-AM Xfer WMH SWH0700-WMHHarvey Job	Sealtest Reefers MST1400 ST Yard Job TXST1430 IceCreamXfer SST1500-IceCreamJob	Wm. H. Harvey YWH0800-AM Wm Harvey TXWH0830-AM Xfer WMH SWH0700-WMHHarvey Job			
7:00 PM	YRC Switch Only STR1500-YRC Only	YRC MTL1400 Mid YRC Only TXX1430-Mid Day Xfer STR1500-YRC Only	YRC Switch Only STR1500-YRC Only	YRC MTL1400 Mid YRC Only TXX1430-Mid Day Xfer STR1500-YRC Only	YRC Switch Only STR1500-YRC Only	YRC MTL1400 Mid YRC Only TXX1430-Mid Day Xfer STR1500-YRC Only			
11:00 PM	PM Sweeper Evening Sweeper	PM Sweeper Evening Sweeper	PM Sweeper Evening Sweeper	PM Sweeper Evening Sweeper	PM Sweeper Evening Sweeper	CanCo Scrap YCG-Canco Gons Only TXCS0830-AM Xfer SCC0700 Can Job			
3:00 AM	Mixed Freight Noon Yard Job - ST TXST1430 IceCreamXfer Evening Sweeper	Fairlite EFL2200-Eve Fairlite Only TXX2230-Eve Xfer SFL2300-Fairlite Switch	CanCo Scrap YCG-Canco Gons Only TXCS0830-AM Xfer SCC0700 Can Job	Fairlite EFL2200-Eve Fairlite Only TXX2230-Eve Xfer SFL2300-Fairlite Switch	Mixed Freight Noon Yard Job - ST TXST1430 IceCreamXfer Evening Sweeper	Fairlite EFL2200-Eve Fairlite Only TXX2230-Eve Xfer SFL2300-Fairlite Switch			
	Pickup Job Evening Pickup A Evening Pickup B	This Job runs as needed after any transfer from Staging to Seymore Moves train from Seymore Outbound to West Staging Outbound 1 Moves cars from West Staging Outbound 1 to 24th Street Yard storage drawers							
Notes:									
Mixed Freight covers Canco Short dock and Sealtest doors 2 and 3									

Canco needs clean empties for shipping cans

These three trains can run individually or as a group, using Automation

The Canco Shipping Job sequence runs 3 times a week, at 7 am.

- 1 - Pull the cars from storage to staging
- 2 - Add Loads to cars,
Move from Staging to Seemore
- 3 - Run the switch job

CanCo Shipping
YCC 0600 AM Yard Job
TXCC0630 AM Xfer
SCC0700 Can Job

OpsPro storage to staging

	Monday
7:00 AM	CanCo Shipping
	YCC 0600 AM Yard Job
	TXCC0630 AM Xfer
	SCC0700 Can Job

Keeps track of stored car locations

Builds “manifest” for pulling cars

Multiple trains can be staged, as before.

24 st to staging - cans and scrap onl - 1 - January 30, 2023, 10:50 AM

OpsProTestTrains

Manifest for train (YCC0600-AM Yard Job) 24 st to staging - cans and scrap only
Valid 1/30/2023 10:50
22-03-07 If gons overwhelm build, uncheck GonScrap and use dedicated YCG train for gons

Scheduled work at 24th St Yard, departure time 06:00

[] Pick up				[] Set out			
Road	Number	Type	Color Load	Road	Number	Type	Color Load
		Box04				Box04	
FBOX	504801	Boxcar	Yellow E				
		Box05				Box05	
WP	38517	Boxcar	Brown E				
MP	365838	Boxcar	Brown E				
		Box06				Box06	
WP	38510	Boxcar	Brown E				
UP	6222	Boxcar	Yellow E				
		Box07				Box07	
UP	499234	Boxcar	Yellow E				

Train departs 24th St Yard Westbound with 0 loads, 6 empties, 348 feet, 176 tons

Scheduled work at Staging Yard, arrival time 06:04

[] Pick up				[] Set out			
Road	Number	Type	Color Load	Road	Number	Type	Color Load
		Canco-YCC0600				Canco-YCC0600	
				FBOX	504801	Boxcar	Yellow E
				WP	38517	Boxcar	Brown E
				MP	365838	Boxcar	Brown E
				WP	38510	Boxcar	Brown E
				UP	6222	Boxcar	Yellow E
				UP	499234	Boxcar	Yellow E

Train terminates in Staging Yard

OpsPro staging to Seemore Yard

	Monday
7:00 AM	CanCo Shipping
	YCC 0600 AM Yard Job
	TXCC0630 AM Xfer
	SCC0700 Can Job

Loads car with appropriate load for destination

Staging to Seemore - 1 - January 30, 2023, 10:59 AM

OpsProTestTrains

Manifest for train (TXCC0630-AM Xfer) Staging to Seemore
Valid 1/30/2023 10:59

Scheduled work at Staging Yard, departure time 06:30

[] Pick up					[] Set out				
Road	Number	Type	Color	Load	Road	Number	Type	Color	Load
Canco-YCC0600					Canco-YCC0600				
WP	38517	Boxcar	Brown	ClearMT					
UP	499234	Boxcar	Yellow	ClearMT					
WP	38510	Boxcar	Brown	ClearMT					
MP	365838	Boxcar	Brown	ClearMT					
UP	6222	Boxcar	Yellow	ClearMT					
FBOX	504801	Boxcar	Yellow	ClearMT					

Train departs Staging Yard Eastbound with 5 loads, 0 empties, 348 feet, 529 tons

Scheduled work at Seemore Yard, arrival time 06:34

[] Pick up					[] Set out				
Road	Number	Type	Color	Load	Road	Number	Type	Color	Load
Seemore Inbound-YCC0600					Seemore Inbound-YCC0600				
	WP	38517	Boxcar	Brown	ClearMT				
	UP	499234	Boxcar	Yellow	ClearMT				
	WP	38510	Boxcar	Brown	ClearMT				
	MP	365838	Boxcar	Brown	ClearMT				
	UP	6222	Boxcar	Yellow	ClearMT				
	FBOX	504801	Boxcar	Yellow	ClearMT				

Train terminates in Seemore Yard

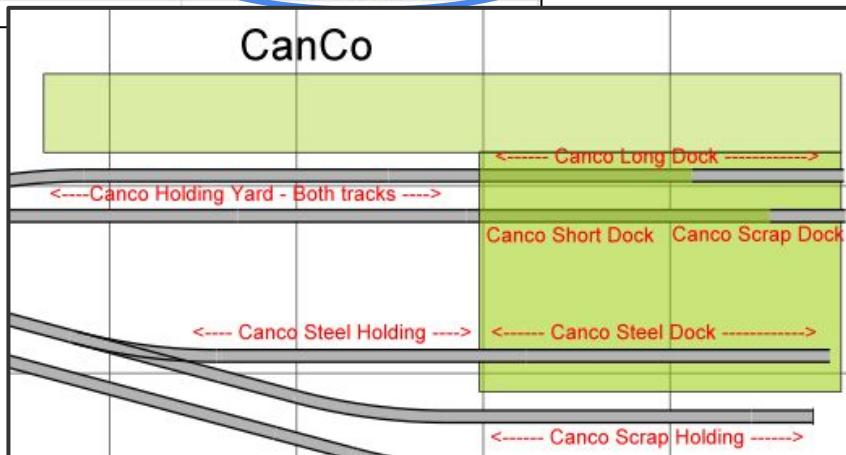
CanCo in Trainz



OpsPro

builds manifest for switch job

	Monday
7:00 AM	CanCo Shipping
	YCC 0600 AM Yard Job
	TYCC0630 AM Xfer
	SCC0700 Can Job



OpsProTestTrains

Manifest for train (SCC0700 Can Job) Services Long, Short and Scrap Docks
Valid 1/30/2023 11:04

Scheduled work at 72nd Street, departure time 07:00

[] Pick up				[] Set out					
Road	Number	Type	Color	Load	Road	Number	Type	Color	Load
CanCo Scrap Dock				CanCo Scrap Dock					
MP	640782	GonScrap	Brown	ScrapMetal	CNW	340200	GonScrap	Black	E
CanCo Scrap Holding				CanCo Scrap Holding					
CNW	340200	GonScrap	Black	E	CanCo Steel Dock				
CanCo Steel Dock				CanCo Steel Dock					
CSXT	504011	CoilCanstock	Blue	E					
B&O	480804	CoilCanstock	Blue	E					

Train departs 72nd Street Eastbound with 1 loads, 2 empties, 175 feet, 146 tons

Scheduled work at Seymore Yard, arrival time 07:04

[] Pick up				[] Set out					
Road	Number	Type	Color	Load	Road	Number	Type	Color	Load
Seymore Outbound				Seymore Outbound					
					MP	640782	GonScrap	Brown	ScrapMeta
					CSXT	504011	CoilCanstock	Blue	E
					B&O	480804	CoilCanstock	Blue	E
Seymore Inbound-YCC0600				Seymore Inbound-YCC0600					
WP	38517	Boxcar	Brown	ClearMT					
MP	366838	Boxcar	Brown	ClearMT					
FBOX	504801	Boxcar	Yellow	ClearMT					
UP	499234	Boxcar	Yellow	ClearMT					
WP	38510	Boxcar	Brown	ClearMT					
UP	6222	Boxcar	Yellow	ClearMT					

Train departs Seymore Yard Westbound with 6 loads, 0 empties, 348 feet, 529 tons

Scheduled work at 72nd Street, arrival time 07:35

[] Pick up				[] Set out					
Road	Number	Type	Color	Load	Road	Number	Type	Color	Load
CanCo Holding Yard				CanCo Holding Yard					
					WP	38517	Boxcar	Brown	ClearMT
					MP	366838	Boxcar	Brown	ClearMT
					FBOX	504801	Boxcar	Yellow	ClearMT
CanCo Long Dock				CanCo Long Dock					
					UP	499234	Boxcar	Yellow	ClearMT
					WP	38510	Boxcar	Brown	ClearMT
CanCo Short Dock				CanCo Short Dock					
					UP	6222	Boxcar	Yellow	ClearMT

Train terminates in 72nd Street

Again - Why 3 trains? Options

I can stage a few trains to be run later, as I did with car cards*.

Or I can run the full job...

...using an Automation to combine the three trains.

Weekly Train Schedule	as of January 28, 2023						Weekday Jobs may be run or cancelled as needed.	Saturday Jobs only run as needed.	Sunday Jobs can be added as needed.
	Monday	Tuesday	Wednesday	Thursday	Friday	Saturday	Sunday		
7:00 AM	CanCo Shipping YCC0800 AM Yard Job TXCC0830 AM Xfer SCC0700 Can Job	CanCo Steel YCS0700 AM Yard Job TXCS0630 AM Xfer SCC0700 Can Job	CanCo Shipping YCC0800 AM Yard Job TXCC0830 AM Xfer SCC0700 Can Job	CanCo Steel YCS0600 AM Yard Job TXCS0630 AM Xfer SCC0700 Can Job	Canco Shipping YCC0800 AM Yard Job TXCC0830 AM Xfer SCC0700 Can Job	CanCo Steel YCS0600 AM Yard Job TXCS0630 AM Xfer SCC0700 Can Job			
11:00 AM	AM Sweeper SWM1100 - AM Sweeper	AM Sweeper SWM1100 - AM Sweeper	AM Sweeper SWM1100 - AM Sweeper	AM Sweeper SWM1100 - AM Sweeper	AM Sweeper SWM1100 - AM Sweeper				
3:00 PM	Sealtest Reefers MST1400 ST Yard Job TXST1430 IceCreamXfer SST1500-IceCreamJob	Wm. H. Harvey YWH0600-AM Wm Harvey TXWH0630-AM Xfer WMH SWH0700-WMHHarvey Job	Sealtest Reefers MST1400 ST Yard Job TXST1430 IceCreamXfer SST1500-IceCreamJob	Wm. H. Harvey YWH0600-AM Wm Harvey TXWH0630-AM Xfer WMH SWH0700-WMHHarvey Job	Sealtest Reefers MST1400 ST Yard Job TXST1430 IceCreamXfer SST1500-IceCreamJob	Wm. H. Harvey YWH0600-AM Wm Harvey TXWH0630-AM Xfer WMH SWH0700-WMHHarvey Job			
7:00 PM	YRC Switch Only STR1500-YRC Only	YRC MTL1400 Mid YRC Only TXX1430-Mid Day Xfer STR1500-YRC Only	YRC Switch Only STR1500-YRC Only	YRC MTL1400 Mid YRC Only TXX1430-Mid Day Xfer STR1500-YRC Only	YRC Switch Only STR1500-YRC Only	YRC MTL1400 Mid YRC Only TXX1430-Mid Day Xfer STR1500-YRC Only			
11:00 PM	PM Sweeper Evening Sweeper	PM Sweeper Evening Sweeper	PM Sweeper Evening Sweeper	PM Sweeper Evening Sweeper	PM Sweeper Evening Sweeper	CanCo Scrap YCG-Canco Gons Only TXCS0630-AM Xfer SCC0700 Can Job			
3:00 AM	Mixed Freight Noon Yard Job - ST TXST1430 IceCreamXfer Evening Sweeper	Fairlite EFL2200-Eve Fairlite Only TXF2230-Eve Xfer SFL2300-Fairlite Switch	CanCo Scrap YCG-Canco Gons Only TXCS0630-AM Xfer SCC0700 Can Job	Fairlite EFL2200-Eve Fairlite Only TXF2230-Eve Xfer SFL2300-Fairlite Switch	Mixed Freight Noon Yard Job - ST TXST1430 IceCreamXfer Evening Sweeper	Fairlite EFL2200-Eve Fairlite Only TXF2230-Eve Xfer SFL2300-Fairlite Switch			
	Pickup Job Evening Pickup A Evening Pickup B	This Job runs as needed after any transfer from Staging to Seymore Moves train from Seymore Outbound to West Staging Outbound 1 Moves cars from West Staging Outbound 1 to 24th Street Yard storage drawers							
Notes:	Mixed Freight covers Canco Short dock and Sealtest doors 2 and 3								

*with new extension, cars are staged on the layout instead of drawers.

Automation - automatically running jobs

The same three jobs, without a lot of button pressing

.

- 1 - Pull the cars from storage to staging
- 2 - Load the cars, move from staging to Seemore Yard
- 3 - Run the switch job that does the work

CanCo Shipping
YCC 0600 AM Yard Job
TXCC0630 AM Xfer
SCC0700 Can Job

Lesson - use Automations to combine trains

Automate Train Building, Manifests and Switch Lists

Tools Window Help

ID	Name	Comment	Action	Status	Run	Edit	Delete
6	AM Sweeper	Canco, Sealtest, Wm H Harvey	6c1 Build Train SWM1100-AM ...	OK	Run	Edit	Delete
12	CanCo Scrap Job	24St to CanCo	12c1 Build Train YCG-Canco G...		Run	Edit	Delete
7	CanCo Shipping Job	Clean empties for outgoing cans	7c1 Build Train YCC0600-AM ...	OK	Run	Edit	Delete
11	CanCo Steel Job	24St to Canco	11c1 Build Train YCS0600-AM	OK	Run	Edit	Delete
10	Fairlite Job	24St to Fairlite			Run	Edit	Delete
13	Mixed Freight Job	24St to CanCo and Sealtes			Run	Edit	Delete
2	Pickup Job	Retun cars from Seymore			Run	Edit	Delete
5	PM Sweeper	Canco, Sealtest, Wm H Ha			Run	Edit	Delete
8	Sealtest Reefer Job	Reefers only to Service Tra			Run	Edit	Delete
3	WmHarvey Job	24 St to Staging to Seymor			Run	Edit	Delete
4	YRC job	2h St to Staging to Seymor			Run	Edit	Delete
9	YRC Switch Only	YRC Switch only			Run	Edit	Delete

Edit Automation

Tools Window Help

Name: CanCo Shipping Job

ID	Current	Action	Train
7c1	-->	Build Train	YCC0600-AM Yard J...
7c2		Wait for Train to Terminate	YCC0600-AM Yard J...
7c3		Build Train	TXCC0630-AM Xfer
7c4		Wait for Train to Terminate	TXCC0630-AM Xfer
7c5		Build Train	SCC0700 Can Job
7c6		Wait for Train to Terminate	SCC0700 Can Job
7c7		Halt	

Several Actions to are available to build complex Automations

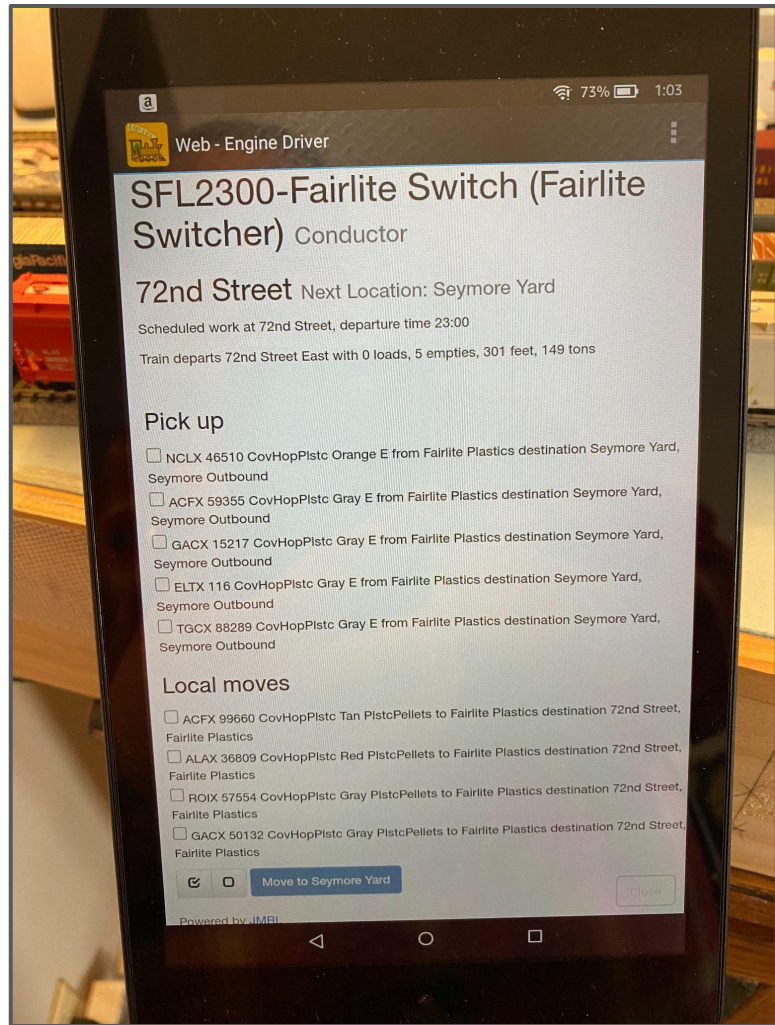
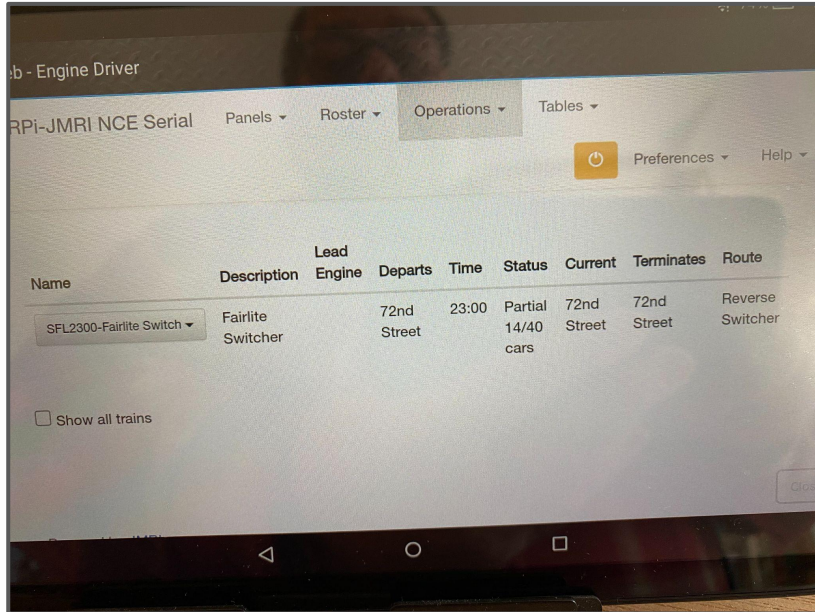
e-Manifest

Look Mom, No Paper!

e-Manifest

YouTube *JMRI Operations with No Paper* -
Steve Todd

<<https://youtu.be/krhyvrhrxv4>>



e-Manifest -



Amazon Basics - tablet stand

Tools -

Rerailer

Flashlights w/ uncoupling picks

N-scale reporting marks are easy to read when well lit.

Picks are used micro-brushes with heads removed or barbecue skewers.

Flashlights are typically 5 for \$10 on Amazon.



Custom Loads

Moving beyond E and L

CanCo Spurs, Custom Loads, Schedules

Spur Name	Len...	Used	Reser...	Moves	Cars	Locos	Pick ...	S...	Schedule	Load	Restrictions	Hold	Pool	Alternate Track
CanCo Long Dock	140	0	0	122	0	0	0	0	Clean to Can	A 2 H	SO 3 PU 3	<input checked="" type="checkbox"/>		CanCo Holdi...
CanCo Scrap Dock	74	57	0	42	1	0	0	0	Scrap Metal	A 1 H	SO 3 PU 3	<input checked="" type="checkbox"/>		CanCo Scrap...
CanCo Short Dock	70	0	0	58	0	0	0	0	Pkg and Can	A 5 H	SO 3 PU 3	<input checked="" type="checkbox"/>		CanCo Holdi...
Canco Steel Dock	120	0	0	198	0	0	0	0	Steel Schedule	A 4 H	SO 3 PU 3	<input checked="" type="checkbox"/>		CanCo Steel ...

Type	Rand...	Delivery	Road	Receive	Ship	Destination	Track
Boxcar-PkgMtl	▼	▼	▼	Pallets	E	24th St Yard	▼
Boxcar-CanForkLift	▼	▼	▼	CleanMT	Bever...	24th St Yard	▼
Boxcar-PkgMtl	▼	▼	▼	PlstcWrap	E	24th St Yard	▼
Boxcar-CanForkLift	▼	▼	▼	CleanMT	Bever...	24th St Yard	▼
Boxcar-PkgMtl	▼	▼	▼	CrdbdSheet	E	24th St Yard	▼
Boxcar-CanForkLift	▼	▼	▼	CleanMT	Bever...	24th St Yard	▼
Boxcar-PkgMtl	▼	▼	▼	Pallets	E	24th St Yard	▼
Boxcar-PkgMtl	▼	▼	▼	CrdbdSheet	E	24th St Yard	▼
Boxcar-PkgMtl	▼	▼	▼	PlstcWrap	E	24th St Yard	▼
Boxcar-CanForkLift	▼	▼	▼	CleanMT	Bever...	24th St Yard	▼

Moving Back to Storage

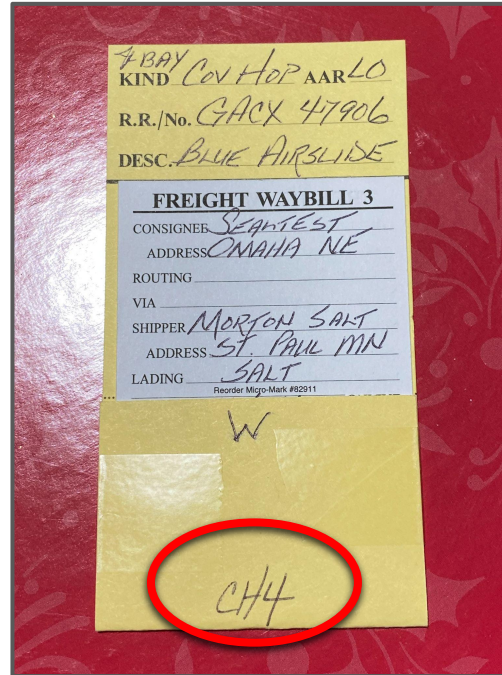
Loads & Empties Leave the Layout

Storage Car Cards

Cars returned to storage drawer

Card returned to card storage boxes

Waybills stayed with the same car card



OpsPro Manages Storage

One Drawer = 1150 ft yard track
(approx 22 cars)



Surrender control to OpsPro

Stage to 24th St

- 1 -

August 1, 2022, 11:27 AM

OpsProTestTrains

Manifest for train (Evening Pickup B) Stage to 24th St
Valid 8/01/2022 11:27

Scheduled work at Staging West, departure time 23:50

Outbound track 1				Outbound track 1			
UP	499030	Boxcar	Orange E				
ABOX	52075	Boxcar	Yellow E				
TBOX	661307	Boxcar	PINK E				
CEFX	77189	CovHopPlstc	Gray E				
DOWX	66122	CovHopPlstc	Gray E				
KCIX	574	CovHopPlstc	Blue E				
SHPX	60416	CovHopPlstc	Black E				
ACFX	99660	CovHopPlstc	Tan E				
OCPX	62505	CovHopPlstc	Gray E				
AMCX	107912	CovHopPlstc	Gray E				

Train departs Staging West Westbound with 10 cars, 622 feet, 303 tons

Scheduled work at 24th St Yard, arrival time 23:54

Box05	Box05			
	UP	499030	Boxcar	Orange E
Box06	Box06			
	ABOX	52075	Boxcar	Yellow E
Box07	Box07			
	TBOX	661307	Boxcar	PINK E
CH01	CH01			
	CEFX	77189	CovHopPlstc	Gray E
CH02	CH02			
	DOWX	66122	CovHopPlstc	Gray E
CH03	CH03			
	KCIX	574	CovHopPlstc	Blue E
	SHPX	60416	CovHopPlstc	Black E
CH04	CH04			
	ACFX	99660	CovHopPlstc	Tan E
	OCPX	62505	CovHopPlstc	Gray E
CH05	CH05			
	AMCX	107912	CovHopPlstc	Gray E

Train terminates in 24th St Yard

OpsPro Manages Car Storage

Select	Number	Road	Type	Len	Load	Kernel	Location	Destination	Train	Moves	Set	Edit
<input type="checkbox"/>	328000	SP	CoilCovGon	50	E		24th St Yard (Coil01)			12	Set	Edit
<input type="checkbox"/>	340200	CNW	GonScrap	53	E		24th St Yard (ScrapWell01)			9	Set	Edit
<input type="checkbox"/>	343384	RBOX	Boxcar-CanManual	53	E		24th St Yard (Box07)			8	Set	Edit
<input type="checkbox"/>	354614	UP	Boxcar-CanForkLift	68	CleanMT		72nd Street (CanCo Holding Yard)	->72nd Street (CanCo Long Dock)		5	Set	Edit
<input type="checkbox"/>	354723	UP	Boxcar-CanForkLift	68	E		Seymore Yard (Seymore Inbound-...			4	Set	Edit
<input type="checkbox"/>	354792	UP	Boxcar-CanForkLift	68	CleanMT		Seymore Yard (Seymore Inbound-...	->72nd Street (CanCo Long Dock)		4	Set	Edit
<input type="checkbox"/>	357182	MP	Boxcar-CanManual	53	E		24th St Yard (Box04)			11	Set	Edit
<input type="checkbox"/>	357198	MP	Boxcar-CanForkLift	53	E		24th St Yard (Box05)			10	Set	Edit
<input type="checkbox"/>	357200	MP	Boxcar-CanManual	53	E		24th St Yard (Box03)			9	Set	Edit
<input type="checkbox"/>	366761	MP	Boxcar-CanManual	53	E		24th St Yard (Box06)			7	Set	Edit
<input type="checkbox"/>	366838	MP	Boxcar-CanManual	53	E		24th St Yard (Box05)			7	Set	Edit
<input type="checkbox"/>	367523	ASRX	CovHopSugar	53	E		24th St Yard (CH04)			7	Set	Edit
<input type="checkbox"/>	369048	UP	Boxcar-CanForkLift	50	E		24th St Yard (Box02)			9	Set	Edit
<input type="checkbox"/>	376771	PRR	CoilCovGon	50	E		24th St Yard (Coil01)			7	Set	Edit
<input type="checkbox"/>	382400	NOKL	CoilHood	50	E		24th St Yard (Coil01)			9	Set	Edit
<input type="checkbox"/>	388531	CN	CovHopSalt	53	Salt		72nd Street (Service Yard 2)	->72nd Street (Bakery Whse at YRC)		3	Set	Edit
<input type="checkbox"/>	400016	NS	Boxcar-PkgMtl	53	E		24th St Yard (Box06)			21	Set	Edit
<input type="checkbox"/>	401232	CN	Boxcar-Fruit	53	E		24th St Yard (Box02)			0	Set	Edit
<input type="checkbox"/>	403804	NS	Boxcar-CanForkLift	50	E		24th St Yard (Box01)			9	Set	Edit
<input type="checkbox"/>	405426	BNSF	CovHopFood	38	E		24th St Yard (CH04)			2	Set	Edit
<input type="checkbox"/>	406166	NS	Boxcar-PkgMtl	53	E		24th St Yard (Box05)			1	Set	Edit
<input type="checkbox"/>	419321	BN	CovHop2Bay	38	E		24th St Yard (CH05)			5	Set	Edit

Sort by

Number
 Road
 Type
 Load
 Color
 Kernel
 Location
 Destination
 FD
 RWE
 RWL
 Division
 Train
 Moves
 Built
 Owner
 Wait
 Pick up
 Last

400 cars

Sealtest's Reefers

Sealtest in Trainz

Chilled Empty loading at Sealtest Door 1

Four Chilled Empties Waiting on Utility Yard Track 1



Options

Percentage of custom loads generated by staging

Alternate Track

Service Yard 1

Save

Hold cars with custom loads when spurs are full

Ice Cream, One Reefer at a Time

Reefers are delivered to Sealtest and the utility track on Monday, Wednesday, and Friday

The Sweepers exchange loaded reefers for chilled empties at 11am and 11pm

Utility track overflow is held back at Seemore Yard

Sweepers can be added on weekends during busy times of year

Weekly Train Schedule		as of January 28, 2023			Weekday Jobs may be run or cancelled as needed.		Saturday Jobs only run as needed.	Sunday Jobs can be added as needed.
	Monday	Tuesday	Wednesday	Thursday	Friday	Saturday	Sunday	
7:00 AM	CanCo Shipping YCC 0600 AM Yard Job TXCC0630 AM Xfer SCC0700 Can Job	CanCo Steel YCS0600 AM Yard Job TXCS0630 AM Xfer SCC0700 Can Job	CanCo Shipping YCC 0600 AM Yard Job TXCC0630 AM Xfer SCC0700 Can Job	CanCo Steel YCS0600 AM Yard Job TXCS0630 AM Xfer SCC0700 Can Job	Canco Shipping YCC 0600 AM Yard Job TXCC0630 AM Xfer SCC0700 Can Job	CanCo Steel YCS0600 AM Yard Job TXCS0630 AM Xfer SCC0700 Can Job		
11:00 AM	AM Sweeper SWM1100 - AM Sweeper	AM Sweeper SWM1100 - AM Sweeper	AM Sweeper SWM1100 - AM Sweeper	AM Sweeper SWM1100 - AM Sweeper	AM Sweeper SWM1100 - AM Sweeper			
3:00 PM	Sealtest Reefers MST1400 ST Yard Job TXST1430 IceCreamXfer SST1500-IceCreamJob	Wm. H. Harvey YWH0600-AM Wm Harvey TXWH0630-AM Xfer WWH SWH0700-WMHHarvey Job	Sealtest Reefers MST1400 ST Yard Job TXST1430 IceCreamXfer SST1500-IceCreamJob	Wm. H. Harvey YWH0600-AM Wm Harvey TXWH0630-AM Xfer WWH SWH0700-WMHHarvey Job	Sealtest Reefers MST1400 ST Yard Job TXST1430 IceCreamXfer SST1500-IceCreamJob	Wm. H. Harvey YWH0600-AM Wm Harvey TXWH0630-AM Xfer WWH SWH0700-WMHHarvey Job		
7:00 PM	YRC Switch Only STR1500-YRC Only	YRC MTL1400 Mid YRC Only TXX1430-Mid Day Xfer STR1500-YRC Only	YRC Switch Only STR1500-YRC Only	YRC MTL1400 Mid YRC Only TXX1430-Mid Day Xfer STR1500-YRC Only	YRC Switch Only STR1500-YRC Only	YRC MTL1400 Mid YRC Only TXX1430-Mid Day Xfer STR1500-YRC Only		
11:00 PM	PM Sweeper Evening Sweeper	PM Sweeper Evening Sweeper	PM Sweeper Evening Sweeper	PM Sweeper Evening Sweeper	PM Sweeper Evening Sweeper	CanCo Scrap YCG-Canco Gons Only TXCS0630-AM Xfer SCC0700 Can Job		
3:00 AM	Mixed Freight Noon Yard Job - ST TXST1430 IceCreamXfer Evening Sweeper	Fairlite EFL2200-Eve Fairlite Only TXX2230-Eve Xfer SFL2300-Fairlite Switch	CanCo Scrap YCG-Canco Gons Only TXCS0630-AM Xfer SCC0700 Can Job	Fairlite EFL2200-Eve Fairlite Only TXX2230-Eve Xfer SFL2300-Fairlite Switch	Mixed Freight Noon Yard Job - ST TXST1430 IceCreamXfer Evening Sweeper	Fairlite EFL2200-Eve Fairlite Only TXX2230-Eve Xfer SFL2300-Fairlite Switch		
	Pickup Job Evening Pickup A Evening Pickup B	This Job runs as needed after any transfer from Staging to Seymore Moves train from Seymore Outbound to West Staging Outbound 1 Moves cars from West Staging Outbound 1 to 24th Street Yard storage drawers						
Notes: Mixed Freight covers Canco Short dock and Sealtest doors 2 and 3								

OpsPro and Standing Order

Standing Order



Chilled Empty loading at Sealtest Door 1



This track is LIFO -
Last In First Out

Standing order work-around

Number	Road	Type	Len	Load	Kernel	Location	Destination	Train	Moves	Set	Edit
111347	ARMN	ReeferProd	72	ChilledMT		72nd Street (Service Yard 1)	->72nd Street (Sealtest Door 1)		32	Set	Edit
111350	ARMN	ReeferProd	72	ChilledMT		72nd Street (Service Yard 1)	->72nd Street (Sealtest Door 1)		32	Set	Edit
111383	ARMN	ReeferProd	72	ChilledMT		72nd Street (Service Yard 1)	->72nd Street (Sealtest Door 1)		32	Set	Edit

Change the “Move Count”

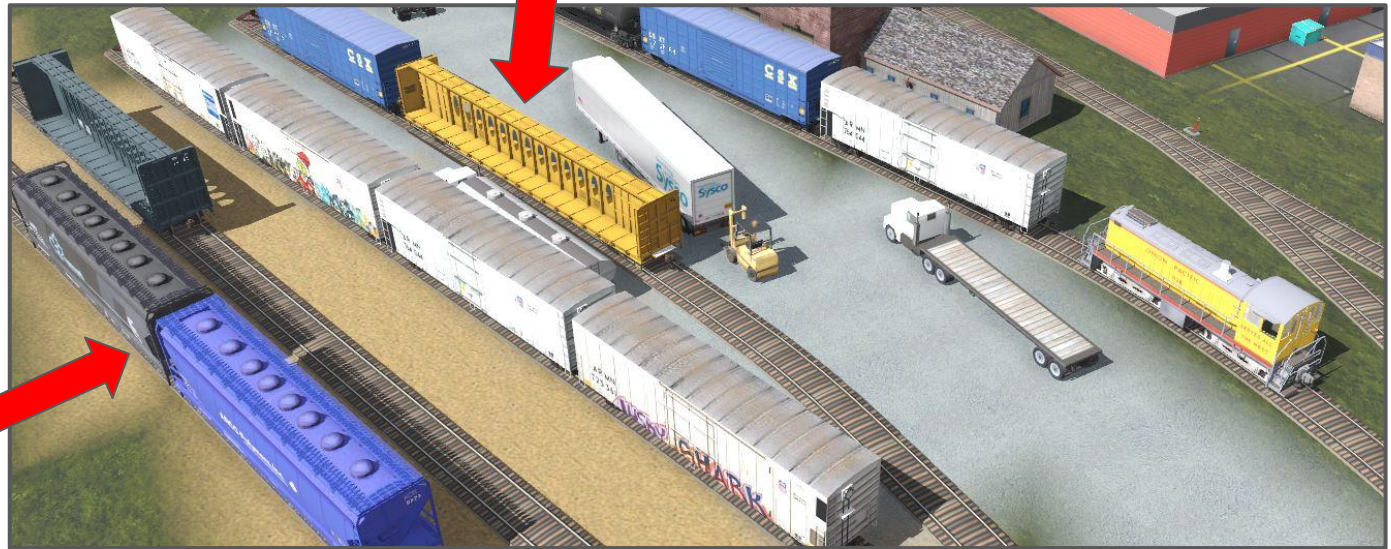


Number	Road	Type	Len	Load	Kernel	Location	Destination	Train	Moves	Set	Edit
111347	ARMN	ReeferProd	72	ChilledMT		72nd Street (Service Yard 1)	->72nd Street (Sealtest Door 1)		34	Set	Edit
111350	ARMN	ReeferProd	72	ChilledMT		72nd Street (Service Yard 1)	->72nd Street (Sealtest Door 1)		33	Set	Edit
111383	ARMN	ReeferProd	72	ChilledMT		72nd Street (Service Yard 1)	->72nd Street (Sealtest Door 1)		32	Set	Edit

Transload Track Pools

Transload & Off Spot

Transload Track
(5 cars)



Transload Off Spot
(10 cars)

YRC - The Transload Facility

YRC facility is switched daily at 7pm

Full Service on Tuesday, Thursday, and Saturday

Utility track overflow is held back at Seemore Yard

Weekly Train Schedule	as of January 28, 2023						Weekday Jobs may be run or cancelled as needed.	Saturday Jobs only run as needed.	Sunday Jobs can be added as needed.
	Monday	Tuesday	Wednesday	Thursday	Friday	Saturday	Sunday		
7:00 AM	CanCo Shipping YCC 0600 AM Yard Job TXCC0630 AM Xfer SCC0700 Can Job	CanCo Steel YCS0600 AM Yard Job TXCS0630 AM Xfer SCC0700 Can Job	CanCo Shipping YCC 0600 AM Yard Job TXCC0630 AM Xfer SCC0700 Can Job	CanCo Steel YCS0600 AM Yard Job TXCS0630 AM Xfer SCC0700 Can Job	CanCo Shipping YCC 0600 AM Yard Job TXCC0630 AM Xfer SCC0700 Can Job	CanCo Steel YCS0600 AM Yard Job TXCS0630 AM Xfer SCC0700 Can Job			
11:00 AM	AM Sweeper SWM1100 - AM Sweeper	AM Sweeper SWM1100 - AM Sweeper	AM Sweeper SWM1100 - AM Sweeper	AM Sweeper SWM1100 - AM Sweeper	AM Sweeper SWM1100 - AM Sweeper				
3:00 PM	Sealtest Reefers MST1400 ST Yard Job TXST1430 IceCreamXfer SST1500-IceCreamJob	Wm. H. Harvey YWH0600-AM Wm Harvey TXWH0630-AM Xfer WMH SWH0700-WMHHarvey Job	Sealtest Reefers MST1400 ST Yard Job TXST1430 IceCreamXfer SST1500-IceCreamJob	Wm. H. Harvey YWH0600-AM Wm Harvey TXWH0630-AM Xfer WMH SWH0700-WMHHarvey Job	Sealtest Reefers MST1400 ST Yard Job TXST1430 IceCreamXfer SST1500-IceCreamJob	Wm. H. Harvey YWH0600-AM Wm Harvey TXWH0630-AM Xfer WMH SWH0700-WMHHarvey Job			
7:00 PM	YRC Switch Only STR1500-YRC Only	YRC MTL1400 Mid YRC Only TXX1430-Mid Day Xfer STR1500-YRC Only	YRC Switch Only STR1500-YRC Only	YRC MTL1400 Mid YRC Only TXX1430-Mid Day Xfer STR1500-YRC Only	YRC Switch Only STR1500-YRC Only	YRC MTL1400 Mid YRC Only TXX1430-Mid Day Xfer STR1500-YRC Only			
11:00 PM	PM Sweeper Evening Sweeper	PM Sweeper Evening Sweeper	PM Sweeper Evening Sweeper	PM Sweeper Evening Sweeper	PM Sweeper Evening Sweeper	CanCo Scrap YCG-Canco Gons Only TXCS0630-AM Xfer SCC0700 Can Job			
3:00 AM	Mixed Freight Noon Yard Job - ST TXST1430 IceCreamXfer Evening Sweeper	Fairlite EFL2200-Eve Fairlite Only TXX2230-Eve Xfer SFL2300-Fairlite Switch	CanCo Scrap YCG-Canco Gons Only TXCS0630-AM Xfer SCC0700 Can Job	Fairlite EFL2200-Eve Fairlite Only TXX2230-Eve Xfer SFL2300-Fairlite Switch	Mixed Freight Noon Yard Job - ST TXST1430 IceCreamXfer Evening Sweeper	Fairlite EFL2200-Eve Fairlite Only TXX2230-Eve Xfer SFL2300-Fairlite Switch			
	Pickup Job Evening Pickup A Evening Pickup B	This Job runs as needed after any transfer from Staging to Seymore Moves train from Seymore Outbound to West Staging Outbound 1 Moves cars from West Staging Outbound 1 to 24th Street Yard storage drawers							
Notes:	Mixed Freight covers Canco Short dock and Sealtest doors 2 and 3								

Tracks Pooled for a Single Spur Transload Facility

Customers Sharing the YRC Spur

ID	Spur Name	Len...	Used	Reser...	Moves	Cars	Locos	Pick ...	S...	Schedule	Load	Restrictions	Hold	Pool ^	Alternate Track	Order	Edit
4s23	Brake And Cyl at YRC	0	0	0	12	0	0	0	0	Carbon Load	H	SO 1 PU 1	<input checked="" type="checkbox"/>	YRC Transload	Service Yard 2	Normal	Edit
4s25	Chicago Lumber at YRC	0	0	0	17	0	0	0	0	Lumber Flats	H	SO 1 PU 1	<input checked="" type="checkbox"/>	YRC Transload	Service Yard 2	Normal	Edit
4s18	CtyOfOmaha at YRC	0	0	0	0	0	0	0	0	Road Sand	H	SO 1 PU 1	<input checked="" type="checkbox"/>	YRC Transload	Service Yard 2	Normal	Edit
4s17	Intermtn Hdwd at YRC	0	0	0	0	0	0	0	0	Hardwood Sched...	H	SO 1 PU 1	<input checked="" type="checkbox"/>	YRC Transload	Service Yard 2	Normal	Edit
4s19	KCI Recycle at YRC	0	0	0	2	0	0	0	0	KCI Recycle	H	SO 1 PU 1	<input checked="" type="checkbox"/>	YRC Transload	Service Yard 2	Normal	Edit
4s27	MUD Omaha at YRC	0	0	0	2	0	0	0	0	MUD Supplies	H	SO 1 PU 1	<input checked="" type="checkbox"/>	YRC Transload	Service Yard 2	Normal	Edit
4s28	NFM Whse at YRC	23	0	0	2	0	0	0	0	NFM Consumer ...	H	SO 1 PU 1	<input checked="" type="checkbox"/>	YRC Transload	Service Yard 2	Normal	Edit
4s29	OPPD at YRC	61	0	0	11	0	0	0	0	OPPD Supplies	H	SO 1 PU 1	<input checked="" type="checkbox"/>	YRC Transload	Service Yard 2	Normal	Edit
4s20	PrinceAgri at YRC	114	114	0	6	2	0	0	0	Bulk Soy Products	H	SO 1 PU 1	<input checked="" type="checkbox"/>	YRC Transload	Service Yard 2	Normal	Edit
4s21	Volcanic Foods at YRC	0	0	0	3	0	0	0	0	Hot stuff	H	SO 1 PU 1	<input checked="" type="checkbox"/>	YRC Transload	Service Yard 2	Normal	Edit

Bakery Whse Custom Loads and Schedule

Type	Rand...	Delivery	Road	Receive	Ship	Destination
CovHopAirSld				PowderedSugr	E	24th St Yard
CovHopFood				Cornstarch	E	24th St Yard
CovHopFood				RyeFlour	E	24th St Yard
Boxcar-Food				PowderedSugr	E	24th St Yard
CovHopFood				WheatFlour	E	24th St Yard
CovHopSalt				Salt	E	24th St Yard
CovHopFood				SemolinaFlr	E	24th St Yard
CovHopSugar				Sugar	E	24th St Yard
CovHopFood				WhiteFlour	E	24th St Yard
CovHopFood				CitrusFiber	E	24th St Yard


Tracks in pool YRC Transload				
Name	Status of YRC Spur	Maximum	Minimum	Length
Intermtn Hdwd at YRC		255	0	0
CtyOfOmaha at YRC		255	0	0
KCI Recycle at YRC		255	0	0
PrinceAgri at YRC		255	0	114
Volcanic Foods at YRC		255	0	0
Arbor Systems at YRC		255	0	0
Brake And Cyl at YRC		255	0	0
Auto Distributio at YRC		255	0	0
Chicago Lumber at YRC		255	0	0
Bakery Whse at YRC		255	0	57
MUD Omaha at YRC		255	0	0
NFM Whse at YRC		255	0	23
OPPD at YRC		255	0	61
Totals:			0	255

Seemore Yard Tracks

Yard

Physical Tracks

Outbound - 3 tracks
 Classification - 2 tracks
 Inbound - 1 track
 Runaround - 1 track



OpsPro Track Definitions

Classification/Interchange Na...	Len...	Used	Reser...	Moves	Cars	Locos	Pick ...	S...	Load	Restrictions	Rout...	Pool
Seymore Inbound - TXX2230	368	61	0	46	1	0	0	0	A 1	SO 1 PU 1	<input type="checkbox"/>	Seymore Inbou...
Seymore Inbound-TXX1430	472	0	0	175	0	0	0	0		SO 2 PU 4	<input type="checkbox"/>	Seymore Inbou...
Seymore Inbound-WH0600	210	140	0	24	2	0	0	0		SO 1 PU 3	<input type="checkbox"/>	Seymore Inbou...
Seymore Inbound-YCC0600	164	0	0	73	0	0	0	0		SO 1 PU 3	<input type="checkbox"/>	Seymore Inbou...
Seymore Inbound-YCS0600	175	118	0	132	2	0	0	0	A 5	SO 1 PU 4	<input type="checkbox"/>	Seymore Inbou...
Seymore Outbound	650	432	0	395	7	0	0	0		SO 7 PU 1	<input type="checkbox"/>	

Lesson -
 Operator may
 use tracks as
 necessary.

Vary the Loading Times


Back to Custom Loads and Schedules

Plastic Pellets
for Airlite

Two tracks for
unloading

One track for
storage

Switched twice
a week

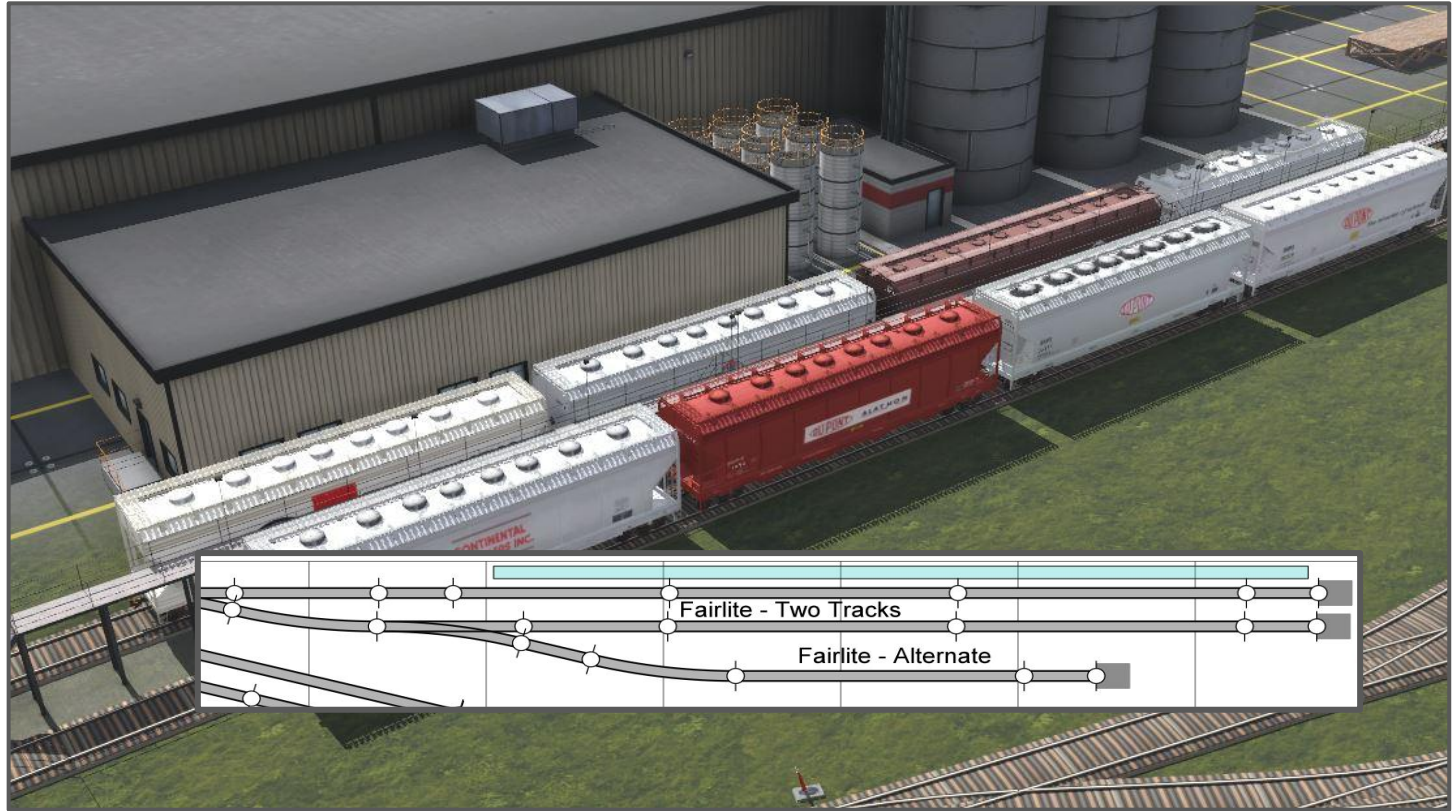


Airlite becomes Fairlite

Plastic Pellets
for Fairlite

It would be boring if they all were switched out at the same time.

Covered hoppers take from 1 to 4 sessions to unload



“Wait” Time Controls Dwell



Type	Rand...	Delivery	Road	Receive	Ship	Destination	Track	Pick up	Hits	Wait
CovHopPlstc				PlstcPellets	E	24th St Yard			5	0
CovHopPlstc				PlstcPellets	E	24th St Yard			6	1
CovHopPlstc				PlstcPellets	E	24th St Yard			6	0
CovHopPlstc				PlstcPellets	E	24th St Yard			6	2
CovHopPlstc				PlstcPellets	E	24th St Yard			6	1
CovHopPlstc				PlstcPellets	E	24th St Yard			7	0
CovHopPlstc				PlstcPellets	E	24th St Yard			8	3
CovHopPlstc				PlstcPellets	E	24th St Yard			6	1
CovHopPlstc				PlstcPellets	E	24th St Yard			6	0

Summary

Significant upfront thought, planning, and testing was necessary, but the results are worth the effort.

Data entry for Cars - time consuming, but not overwhelming.

Paperless option with tablets is preferred.

Cleaner fascia without the car card boxes.

Pleasing variation in sessions.

“Restaging” is fast, continuous ops by design.



Questions - Discussion

Or Just a Feeling of Relief That It's Finally Over

Repeat of Advice from the beginning:

OpsPro is complex. Don't expect perfection on the first try.

OpsPro documentation is for reference, not a tutorial. View the videos and other resources.

Take advantage of support on "jmriusers" at Groups.IO

Start simple, Get something basic working, make changes, repeat until you're happy.

End 8/4/23